GIUNTI E VALVOLE INDUSTRIALI

rubber expansion joints and industrial valves



Giunti elastici flangiati NEW ▶ 224
Flanged expansion joints



Giunti elastici ghisa ▶ 225
Cast iron expansion joints



Giunti elastici ottone giallo ▶ 225
Yellow brass expansion joints



Giunti elastici bronzo ▶ 225
Bronze expansion joints



Giunti elastici acciaio inox NEW ▶ 225
Stainless steel expansion joints



Valvole in ghisa wafer NEW SIZES ▶ 226
Wafer butterfly valves



Valvole in ghisa lug NEW SIZES ▶ 227
Lug butterfly valves



Saracinesche NEW SIZES ▶ 228-229
Gate valves



Valvole di ritegno NEW ▶ 230
Check valves



Valvole di ritegno a palla NEW ▶ 230
Ball check valves



Valv di ritegno wafer doppio battente NEW ▶ 231
Wafer check valves double



Valv di ritegno wafer sing battente NEW ▶ 231
Wafer check valves single



Valvole di ritegno a disco wafer NEW ▶ 231
Disc wafer check valves



Valvole di ritegno assiale NEW ▶ 232
Silent check valves



Cestello per valvola assiale NEW ▶ 232
Mesh filters



Filtri a Y NEW SIZES ▶ 233
Y filters



Collari di riparazione NEW ▶ 234
Repair clamp fittings



Collari di derivazione ▶ 234
Clamp saddles

ART. 1700

- R E -

Giunto elastico flangiato
Flanged rubber expansion joint

- Corpo in EPDM.
- Flange PN16 in acciaio al carbonio zincate
- Temperatura di esercizio da -20°C a +80°C.
- Pressione massima di esercizio 15 bar.
- Pressione di scoppio: 60 bar
- Fluidi: acqua, acqua di mare, acidi deboli, aria compressa.
- **A norme DIN 50049 3.1B**.

- *EPDM body.*
- *PN16 galvanized Flanges.*
- *Temperature: -20°C +80°C.*
- *Burst pressure: 60 bar.*
- *Applicable fluids: water, warm water, sea water, weak acids.*
- *Accordin to DIN 50049 3.1B.*



Codice - *Code*	Ø	DN	Conf. - *Pack*	€ Cad. - *€ each*
2324403	1"1/4	32	1	
2324404	1"1/2	40	1	
2324405	2"	50	1	
2324406	2"1/2	65	1	
2324408	3"	80	1	
2324410	4"	100	1	
2324412	5"	125	1	
2324415	6"	150	1	
2324420	8"	200	1	

ART. 1701

- R E -

Giunto elastico flangiato
Flanged rubber expansion joint

- Corpo in NBRint./EPDM est.
- Flange PN16 in acciaio al carbonio zincate
- Temperatura di esercizio da -20°C a +80°C.
- Pressione massima di esercizio 15 bar.
- Pressione di scoppio: 60 bar

- *NBR/EPDM body*
- *PN16 galvanized Flanges.*
- *Temperature: -20°C +80°C.*
- *Burst pressure: 60 bar.*

NEW



Codice - *Code*	Ø	DN	Conf. - *Pack*	€ Cad. - *€ each*
NEW 2325320	1"1/2	40	1	
NEW 2325321	2"	50	1	
NEW 2325322	2"1/2	65	1	
NEW 2325323	3"	80	1	
NEW 2325324	4"	100	1	
NEW 2325325	5"	125	1	
NEW 2325326	6"	150	1	
NEW 2325327	8"	200	1	

ART. 1702

- R E -

Giunto elastico flangiato con flange inox 316
Flanged rubber expansion joint with SS 316 flange

- Corpo in NBR.
- Flange PN 10/16 in acciaio inox 316.
- Temperatura di esercizio da -30°C a +110°C.
- Pressione massima di esercizio 15 bar.
- Pressione di scoppio: 60 bar
- Fluidi: acqua, acqua di mare, acidi deboli, aria compressa.
- **A norme DIN 50049 3.1B**.

- *NBR body.*
- *Flanges PN 10/16 until DN150.*
- *Temperature: -30°C +110°C.*
- *Burst pressure: 60 bar.*
- *Applicable fluids: water, warm water, sea water, weak acids.*
- *Accordin to DIN 50049 3.1B.*



FLANGE INOX 316

Codice - *Code*	Ø	DN	Conf. - *Pack*	€ Cad. - *€ each*
2324461	1"1/4	32	1	
2324462	1"1/2	40	1	
2324463	2"	50	1	
2324464	2"1/2	65 4FORI	1	
2324454	2"1/2	65 8FORI	1	
2324465	3"	80	1	
2324467	4"	100	1	

ART. 1704

- R E -

Giunto elastico filettato in ghisa

Rubber expansion joint with cast iron unions

- Corpo in EPDM.
- Temperatura di esercizio da -10°C a +105°C.
- Pressione massima di esercizio 10 bar.
- Pressione di scoppio: dal 3/4" al 2" 40 bar, dal 2"1/2 al 3" 30 bar

- *Neoprene/EPDM body.*
- *Temperature: -10°C +105°C.*
- *Burst pressure: from 3/4" to 2" 40 bar, from 2"1/2 up to 3" 30 bar.*



Codice - *Code*	Ø	Conf. - *Pack*	€ Cad. - *€ each*
2324009	3/4"	1	
2324010	1"	1	
2324011	1"1/4	1	
2324012	1"1/2	1	
2324013	2"	1	
2324014	2"1/2	1	
2324015	3"	1	

ART. 1706

- R E -

Giunto elastico filettato con bocchettoni in ottone giallo

Rubber expansion joint with brass unions

- Corpo in NBR.
- Temperatura di esercizio da -15°C a +90°C.
- Pressione massima di esercizio 10 bar.
- Pressione di scoppio: 40 bar

- *NBR body.*
- *Temperature: -15°C +90°C.*
- *Burst pressure: 40 bar.*



Codice - *Code*	Ø	Conf. - *Pack*	€ Cad. - *€ each*
2324059	3/4"	1	
2324060	1"	1	
2324061	1"1/4	1	
2324062	1"1/2	1	
2324063	2"	1	

ART. 1708

- R E -

Giunto elastico filettato con bocchettoni in bronzo

Rubber expansion joint with bronze unions

- Corpo in NBR.
- Temperatura di esercizio da -15°C a +90°C.
- Pressione massima di esercizio 10 bar.
- Pressione di scoppio: 40 bar

- *NBR body.*
- *Temperature: -15°C +90°C.*
- *Burst pressure: 40 bar.*



Codice - *Code*	Ø	Conf. - *Pack*	€ Cad. - *€ each*
2324069	3/4"	1	
2324070	1"	1	
2324071	1"1/4	1	
2324072	1"1/2	1	
2324073	2"	1	

ART. 1709

- R E -

Giunto elastico filettato con bocchettoni in INOX

Rubber expansion joint with AISI 316 unions

- Corpo in NBR.
- Temperatura di esercizio da -15°C a +90°C.
- Pressione massima di esercizio 16 bar.
- Pressione di scoppio: 30 bar

- *NBR body.*
- *Temperature: -15°C +90°C.*
- *Burst pressure: 30 bar.*

NEW



Codice - *Code*	Ø	Conf. - *Pack*	€ Cad. - *€ each*
NEW 2324080	1"	1	
NEW 2324081	1"1/4	1	
NEW 2324082	1"1/2	1	
NEW 2324083	2"	1	
NEW 2324084	2"1/2	1	

ART. 1710 - R E - WRAS APPROVED PRODUCT CE

Valvola a farfalla - tipo wafer

Wafer butterfly valve

Material: Ductile iron GGG50
Thread: Flange EN1092-1, ANSI 150
Norm: EN 593, DM 174

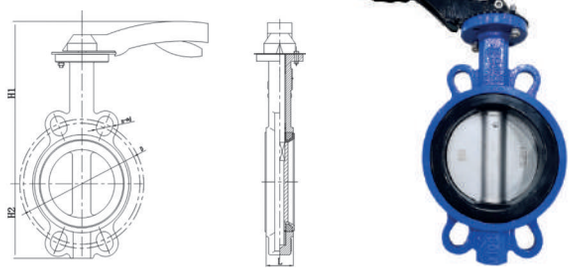

Codice - *Code*	DN	**DISC**	L mm	D mm	n-Ød	H1 mm	H2 mm	€ Cad. - *€ each*
1140277	40	**GHISA**	33	110	4-19	154	73	
1140278	50	**GHISA**	43	125	4-19	156	75	
1140279	65	**GHISA**	46	145	4-19	167	85	
1140280	80	**GHISA**	46	160	8-19	174	92	
1140290	100	**GHISA**	52	180	8-19	195	109	
1140281	125	**GHISA**	56	210	8-19	208	130	
1140282	150	**GHISA**	56	240	8-23	230	139	
1140283	200	**GHISA**	60	295	12-23	267	173	
NEW 1140284	250	**GHISA**	68	355	12-28	265	207	
NEW 1140285	300	**GHISA**	78	410	12-28	302	235	
NEW 1140286	350	**GHISA**	78	470	16-28	530	264	
NEW 1140287	400	**GHISA**	90	525	16-31	606	308	

Codice - *Code*	DN	**DISC**	L mm	D mm	n-Ød	H1 mm	H2 mm	€ Cad. - *€ each*
1140245	40	**AISI 316**	33	110	4-19	154	73	
1140246	50	**AISI 316**	43	125	4-19	156	75	
1140247	65	**AISI 316**	46	145	4-19	167	85	
1140248	80	**AISI 316**	46	160	8-19	174	92	
1140249	100	**AISI 316**	52	180	8-19	195	109	
1140250	125	**AISI 316**	56	210	8-19	208	130	
1140251	150	**AISI 316**	56	240	8-23	230	139	
NEW 1140252	200	**AISI 316**	60	295	12-23	227	173	
NEW 1140253	250	**AISI 316**	68	355	12-28	265	207	
NEW 1140254	300	**AISI 316**	78	410	12-28	302	235	
NEW 1140255	350	**AISI 316**	78	470	16-28	530	264	
NEW 1140256	400	**AISI 316**	90	525	16-31	606	308	

	Caratteristiche | Features
Pressione esercizio | Working pressure	PN 10 / PN 16/ANSI 150
Temperatura esercizio | Working temperature	-20°C / +110°C
Norma progetto | Design standard	EN 593:20217
Scartamento | Face to face	EN 558
Flange | Flanges	EN 1092-1:2018, ANSI 150
Flangia superiore | Top flange	EN ISO 5211:2017
Collaudi | Tests	EN 12266-1:2013
Rivestimento | Coating	Polvere epossidica RAL 5017, spessore 200-250 um Epoxy powder RAL 5017, thickness 200-250 um

Nr.	Descrizione Description	Materiale | Material
1	Corpo | Body	
2	Disco | Disc	
3	Tenuta | Seat	
4	Albero | Stem	
5	Spina | Taper pin	
6	Boccola | Bushing	
7	O-Ring	
8	Leva | Handlever	

ART. 1714 - R E - WRAS APPROVED PRODUCT CE

Valvola a farfalla - tipo lug

Lug butterfly valve

Material: Ductile iron GGG50
Thread: Flange EN1092-1
Norm: EN 593, DM 174



Codice - *Code*	DN	DISC	PN	L mm	D mm	n-Ød	H1 mm	H2 mm	€ Cad. - *€ each*
1140289	40	**GHISA**	16	33	110	4-M16	73	154	
1140291	50	**GHISA**	16	43	125	4-M16	70	173	
1140292	65	**GHISA**	16	46	145	4-M16	76	180	
1140293	80	**GHISA**	16	46	160	8-M16	97	188	
1140294	100	**GHISA**	16	52	180	8-M16	114	208	
1140295	125	**GHISA**	16	56	210	8-M16	126	224	
1140296	150	**GHISA**	16	56	240	8-M20	141	239	
1140297	200	**GHISA**	16	60	295	12-M20	170	272	
NEW 1140298	250	**GHISA**	16	68	355	12-M24	204	331	
NEW 1140299	300	**GHISA**	16	74	410	12-M24	232	369	
NEW 1140300	350	**GHISA**	16	78	470	16-M24	264	530	
NEW 1140301	400	**GHISA**	16	90	525	16-M24	308	606	
NEW 1140305	200	**GHISA**	10	60	295	8-M20	170	284	
NEW 1140306	250	**GHISA**	10	68	355	12-M24	204	331	
NEW 1140307	300	**GHISA**	10	74	410	12-M24	232	369	
NEW 1140308	350	**GHISA**	10	78	470	16-M24	264	530	
NEW 1140309	400	**GHISA**	10	90	525	16-M24	308	606	

Codice - *Code*	DN	DISC	PN	L mm	D mm	n-Ød	H1 mm	H2 mm	€ Cad. - *€ each*
1140235	40	**AISI 316**	16	33	110	4-M16	73	154	
1140236	50	**AISI 316**	16	43	125	4-M16	70	173	
1140237	65	**AISI 316**	16	46	145	4-M16	76	180	
1140238	80	**AISI 316**	16	46	160	8-M16	97	188	
1140239	100	**AISI 316**	16	52	180	8-M16	114	208	
1140240	125	**AISI 316**	16	56	210	8-M16	126	224	
1140241	150	**AISI 316**	16	56	240	8-M20	141	239	
NEW 1140242	200	**AISI 316**	16	60	295	12-M20	170	272	
NEW 1140320	250	**AISI 316**	16	68	355	12-M24	204	331	
NEW 1140321	300	**AISI 316**	16	74	410	12-M24	232	369	
NEW 1140322	350	**AISI 316**	16	78	470	16-M24	264	530	
NEW 1140323	400	**AISI 316**	16	90	525	16-M24	308	606	
NEW 1140338	200	**AISI 316**	10	60	295	8-M20	170	284	
NEW 1140339	250	**AISI 316**	10	68	355	12-M24	204	331	
NEW 1140340	300	**AISI 316**	10	74	410	12-M24	232	369	
NEW 1140341	350	**AISI 316**	10	78	470	16-M24	264	530	
NEW 1140342	400	**AISI 316**	10	90	525	16-M24	308	606	

	Caratteristiche | Features
Pressione esercizio | Working pressure	PN 10 / PN 16
Temperatura esercizio | Working temperature	-20°C / +110°C
Norma progetto | Design standard	EN 593:20217
Scartamento | Face to face	EN 558:2022
Flange | Flanges	EN 1092-2:1999
Flangia superiore | Top flange	EN ISO 5211:2017
Collaudi | Tests	EN 12266-1:2013
Rivestimento | Coating	Polvere epossidica RAL 5017, spessore 200-250 um Epoxy powder RAL 5017, thickness 200-250 um

Nr.	Descrizione Description	Materiale | Material
1	Corpo | Body	
2	Disco | Disc	
3	Tenuta | Seat	
4	Albero | Stem	
5	Spina | Taper pin	
6	Boccola | Bushing	
7	O-Ring	
8	Leva | Handlever	

ART. 1715

- R E -



Riduttore manuale per valvola wafer/lug

Handle runner

Codice - *Code*	DN	€ Cad. - *€ each*
1140215	DN40 / DN50 / DN65 / DN80	
1140216	DN100	
1140217	DN125-150	
1140218	DN200	
1140219	DN250	
1140222	DN300	

ART. 1716



Saracinesca a cuneo gommato a corpo ovale

Non-rising stem resilient oval seat gate valve

Material: Ductile iron GGG50
Thread: Flange EN1092-1
Norm: design EN 1171, EN 1074-1, EN 1074-2, DM 174

Codice - *Code*	DN	L mm	H mm	C mm	€ Cad. - *€ each*
1138405	50	250	215	160	
1138406	65	270	235	160	
1138408	80	280	250	180	
1138410	100	300	290	200	
1138412	125	325	305	260	
1138415	150	350	343	260	
1138420	200	400	390	300	

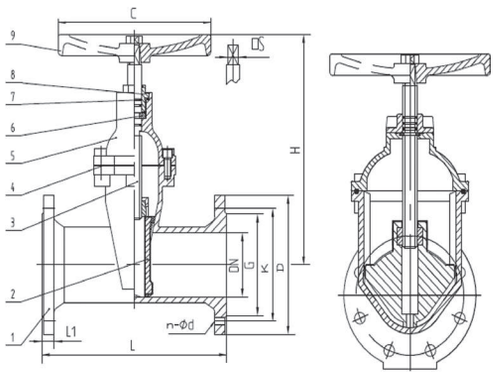

	Caratteristiche | Features
Pressione esercizio | Working pressure	PN 10 / PN 16
Temperatura esercizio | Working temperature	-20°C / +110°C
Norma progetto | Design standard	EN 1171, EN 1074-1 EN 1074-2
Scartamento | Face to face	EN 558 serie 15
Flange | Flanges	EN 1092-2
Collaudi | Tests	EN 12266-1, DM174
Rivestimento | Coating	Polvere epossidica RAL 5017, spessore 16200-250 um Epoxy powder RAL 5017, thickness 200-250 um

Nr.	Descrizione Description	Materiale | Material
1	Corpo | Body	
2	Cuneo | Wedge	
3	Albero | Stem	
4	Guarnizione cappello Bonnet gasket	
5	Cappello Bonnet	
6	Anello di tenuta Locating ring	
7	O-Ring O-Ring	
8	Flangia di rinforzo Gland Flange	
9	Volantino Hand wheel	

ART. 1718 - R E - WRAS APPROVED PRODUCT CE

Saracinesca a cuneo gommato a corpo piatto

Non-rising stem resilient seat gate valve



Material: Ductile iron GGG50
Thread: Flange EN1092-1
Norm: design DIN 3202 F4, DM 174

Codice - *Code*	DN	PN	L mm	H mm	Do mm	€ Cad. - *€ each*
1138004	40	16	140	230	180	
1138005	50	16	150	233	180	
1138006	65	16	170	255	180	
1138008	80	16	180	275	230	
1138010	100	16	190	330	230	
1138012	125	16	200	370	280	
1138015	150	16	210	432	280	
1138020	200	16	230	495	330	
NEW 1138025	250	16	250	589	380	
NEW 1138030	300	16	270	670	380	
NEW 1138031	350	16	290	783	500	
NEW 1138032	400	16	310	900	500	
NEW 1138040	200	10	230	495	330	
NEW 1138041	250	10	250	589	380	
NEW 1138042	300	10	270	670	380	
NEW 1138043	350	10	290	783	500	
NEW 1138044	400	10	310	900	500	

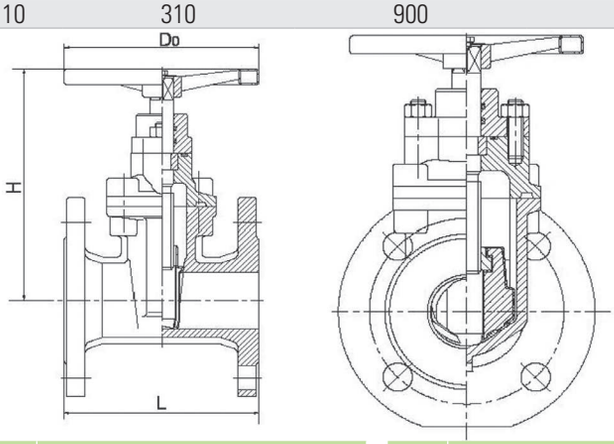

	Caratteristiche | Features
Pressione esercizio | Working pressure	PN 10 / PN 16
Temperatura esercizio | Working temperature	-20°C / +110°C
Norma progetto | Design standard	EN 1171:2015, EN 1074-1:2001 EN 1074-2:2004
Scartamento | Face to face	EN 558:2022
Flange | Flanges	EN 1092-2:1999
Collaudi | Tests	EN 12266-1:2013
Rivestimento | Coating	Polvere epossidica RAL 5017, spessore 200-250 um Epoxy powder RAL 5017, thickness 200-250 um

Nr.	Descrizione Description	Materiale | Material
1	Corpo | Body	
2	Cuneo | Wedge	
3	Albero | Stem	
4	Guarnizione cappello Bonnet gasket	
5	Cappello Bonnet	
6	Anello di tenuta Locating ring	
7	O-Ring O-Ring	
8	Flangia di rinforzo Gland Flange	
9	Volantino Hand wheel	

ART. 1720 - R E - NEW

Valvola di ritegno
Check valve

Material: Ductile Iron GG25, Disc Ductile Iron GG25
Thread: Flange EN1092-1
Norm: EN 12334, EN1074-3

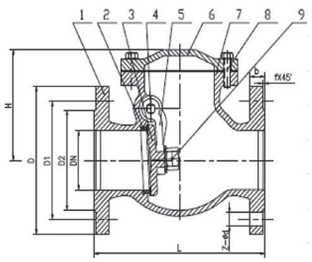



Codice - *Code*	DN	L mm	D mm	D1 mm	D2 mm	H mm	b mm	f mm	Z-Ød mm	€ Cad. - *€ each*
NEW 1140405	50	200	165	125	102	127	20	3	4-18	
NEW 1140406	65	240	185	145	122	137	20	3	4-18	
NEW 1140408	80	260	200	160	138	150	22	3	8-18	
NEW 1140410	100	300	220	180	158	164	24	3	8-18	
NEW 1140412	125	350	250	210	188	185	24	3	8-18	
NEW 1140415	150	400	285	240	212	205	24	3	8-23	
NEW 1140420	200	500	340	295	268	249	30	3	12-23	

ART. 1722 - R E - NEW

Valvola di ritegno a palla
Check ball valve

Material: Ductile Iron GGG40, Disc Ductile Iron GGG40
Thread: Flange EN1092-1
Norm: EN 12334, EN1074-3

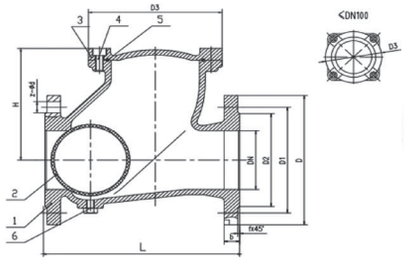



Codice - *Code*	DN	L mm	H mm	D mm	D3 mm	€ Cad. - *€ each*
NEW 2380858	50	200	115	165	122	
NEW 2380859	65	240	124	185	127	
NEW 2380860	80	260	138	200	127	
NEW 2380865	100	300	162	220	175	
NEW 2380866	125	350	202	250	208	
NEW 2380868	150	400	228	285	238	
NEW 2380869	200	500	298	340	285	

ART. 1724 - R E - CE

Valvola di ritegno a palla
Check ball valve

Material: Ductile iron GGG50, EDPM
Thread: ISO228
Norm: EN 12334, EN1074-3

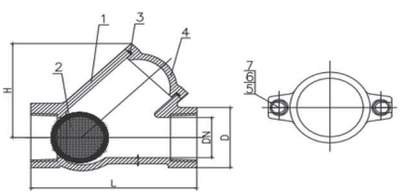



Codice - *Code*	DN	L mm	H mm	€ Cad. - *€ each*
2320860	1"	120	75	
2320861	1"1/4	130	75	
2320862	1"1/2	143	85	
2320863	2"	198	106	

1. Body = Ductile Iron GGG50, 2. Ball = EPDM, 3. O-Ring = EPDM, 4. Bonnet = Ductile Iron GGG50, 5. Gasket = EPDM, 6. Bolt = AISI 304, 7. Nut = AISI 304

ART. 1726 - R E - NEW

Valvola di ritegno wafer a doppio battente
Dual plate check valve

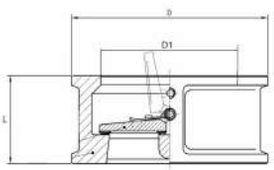



Material: Ductile Iron GG25, Disc Aisi 316
Thread: Flange EN1092-1
Norm: EN 12334, EN1074-3

Codice - *Code*	DN	L mm	D mm	D1 mm	€ Cad. - *€ each*
NEW 1140649	40	43	92	63	
NEW 1140650	50	43	97	63	
NEW 1140665	65	46	127	82	
NEW 1140680	80	64	142	94	
NEW 1140685	100	64	162	117	
NEW 1140686	125	70	192	145	
NEW 1140687	150	76	218	171	
NEW 1140688	200	89	273	224	

ART. 1726A - R E - NEW

Valvola di ritegno wafer singolo battente
Swing check valve wafer type

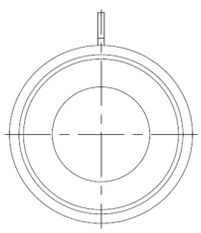

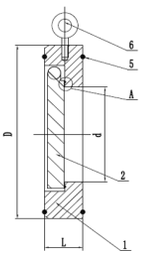



Material: 1.Body: Aisi 316, 2.Disc: Aisi 316,
3-4-5. Sealings FKM gasket, 6.Ring Aisi 304, PN16

Codice - *Code*	DN	L mm	d mm	D mm	€ Cad. - *€ each*
NEW 1140833	50	16	32	109	
NEW 1140834	65	16	45	129	
NEW 1140835	80	16	56	144	
NEW 1140836	100	18	75	164	
NEW 1140837	125	18	98	194	
NEW 1140838	150	20	120	220	
NEW 1140839	200	22	164	275	

ART. 1726B - R E - NEW

Valvola di ritegno a disco tipo wafer
Disk check valve wafer type

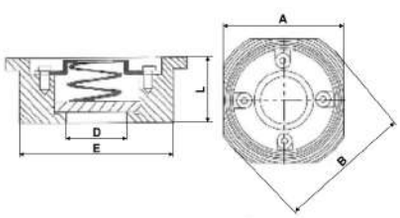



Material: Aisi 316
Thread: Flange EN1092-1
Norm: EN 1092-1, EN558, EN 12516, EN 12266-1 G

Codice - *Code*	DN	L mm	D mm	E mm	A mm	B mm	€ Cad. - *€ each*
NEW 1140808	1/2"	16	14	42,5	45	53	
NEW 1140809	3/4"	19	18,5	53	55	63	
NEW 1140810	1"	22	23,8	63	65	73	
NEW 1140811	1"1/4	28	30,5	76	78	84	
NEW 1140812	1"1/2	32	38,4	87	89	94	
NEW 1140813	2"	40	48,4	97	98	109	
NEW 1140814	2"1/2	46	62	116,8	118	129	
NEW 1140815	3"	50	74,5	130	134	144	
NEW 1140816	4"	60	94	150	154	164	

ART. 1727 - R E - NEW

Valvola di ritegno assiale
Silent check valve

Material: Ductile Iron GGG40, Disc Ductile Iron GGG40
Thread: Flange EN1092-1 PN16
Norm: EN 12266-1

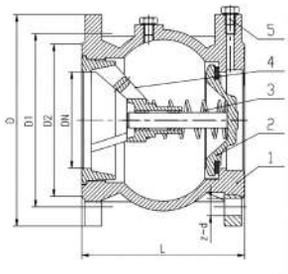



Codice - *Code*	DN	L mm	D mm	D1 mm	D2 mm	€ Cad. - *€ each*
NEW 1140850	50	100	168	125	102	
NEW 1140851	65	120	185	145	122	
NEW 1140852	80	140	200	160	138	
NEW 1140853	100	170	220	180	158	
NEW 1140854	125	200	250	210	188	
NEW 1140855	150	230	285	240	212	
NEW 1140856	200	288	340	295	268	

ART. 1727A - R E - NEW

Cestello per valvola di ritegno assiale
Mesh filter

Material: Stainless steel Aisi 304



Codice - *Code*	DN	€ Cad. - *€ each*
NEW 1140910	50	
NEW 1140911	65	
NEW 1140912	80	
NEW 1140913	100	
NEW 1140914	125	
NEW 1140915	150	
NEW 1140916	200	

ART. 1728 - R E -

CE

Filtro a Y
Y strainer



Material: Ductile iron GGG50
Thread: Flange EN1092-1
Norm: EN 12516-1, EN1074-1

	Codice - *Code*	DN	PN	L mm	H mm	D mm	€ Cad. - *€ each*
	1140603	32	16	180	88	140	
	1140604	40	16	200	100	150	
	1140605	50	16	230	113	165	
	1140606	65	16	290	130	185	
	1140608	80	16	310	157	200	
	1140610	100	16	350	187	220	
	1140612	125	16	400	219	250	
	1140615	150	16	480	278	285	
	1140620	200	16	600	349	340	
NEW	1140621	250	16	730	435	405	
NEW	1140622	300	16	850	520	460	
NEW	1140623	350	16	980	780	520	
NEW	1140624	400	16	1100	900	580	
NEW	1140630	200	10	600	349	340	

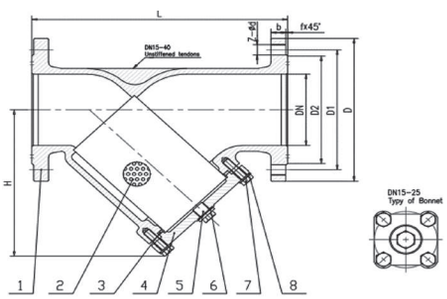

	Caratteristiche | Features
Pressione esercizio | Working pressure	PN
Temperatura esercizio | Working temperature	0°C / +120°C
Norma progetto | Design standard	EN 12516
Scartamento | Face to face	EN 558-1 Serial F1
Flange | Flanges	EN 1092-2
Collaudi | Tests	EN 12266-1
Rivestimento | Coating	Polvere epossidica RAL 5017, spessore 200-250 um Epoxy powder RAL 5017, thickness 200-250 um

Nr.	Descrizione Description	Materiale | Material
1	Corpo | Body	
2	Cestello Screen	
3	Guarnizione Gasket	
4	Coperchio Bonnet	
5	Tappo Plug	
6	Guarnizione tappo Plug gasket	
7	Bullone Bolt	
8	Guarnizione Gasket	

ART. 1729 - R E - NEW

Collare di riparazione 1 tirante

One bolt repair clamp



Material: Aisi 304, EPDM rubber
Norm: DM 174 06/04/2004

Codice - *Code*	mm	Conf. - *Pack*	€ Cad. - *€ each*
1190221	21-25	25	
1190226	26-30	25	
1190233	33-37	25	
1190242	42-45	20	
1190248	48-51	20	
1190260	60-64	20	
1190271	71-76	20	
1190287	87-93	20	
1190298	112-118	20	
1190299	131-136	10	
1190218	139-145	10	
1190219	156-162	10	

ART. 1729A - R E - NEW

Collare di riparazione 3 tiranti

Three bolts repair clamp



Material: Aisi 304, EPDM rubber, cast iron
Norm: DM 174 06/04/2004

Codice - *Code*	mm	Conf. - *Pack*	€ Cad. - *€ each*
1190348	48-56	5	
1190356	56-64	5	
1190360	60-68	5	
1190368	68-78	5	
1190378	78-88	5	
1190388	88-98	5	
1190398	98-108	5	
1190310	108-118	5	
1190399	114-126	5	
1190312	126-138	5	
1190313	138-150	5	
1190314	140-153	1	
1190316	150-162	1	
1190318	168-182	1	
1190320	186-198	1	

ART. 1729B

Collare di derivazione

Clamp saddle



Material: Aisi 304, EPDM rubber, cast iron
Norm: DM 174 06/04/2004

Codice - *Code*	DN mm	filetto	range DE	Conf. - *Pack*	€ Cad. - *€ each*
0269612	40	1″	48-55	10	
0269605	50	1″	60-68	10	
0269602	60	1″	72-80	10	
0269616	80	1″	88-104	10	
0269617	100	1″	112-126	10	
0269615	150	1″	168-184	5	
0269621	200	2″	218-234	1	