PRODOTTO | *PRODUCT*

VALVOLA A SFERA M.F. CON MANIGLIA A FARFALLA

M.F. BALL VALVE, BUTTERFLY HANDLE, BODY NICKELED BRASS

CODICE ARTICOLO | *CODE*
310

FAMIGLIA | *FAMILY*

VALVOLE A SFERA
BRASS BALL VALVES

MATERIALE | *MATERIAL*

T HANDLE, BODY IN NICKEL PLATED BRASS CW617N, P.T.F.E. GASKET

FILETTATURA | *THREAD*

UNI ISO 228-1

01 DISEGNO TECNICO | *TECHNICAL DRAWING*

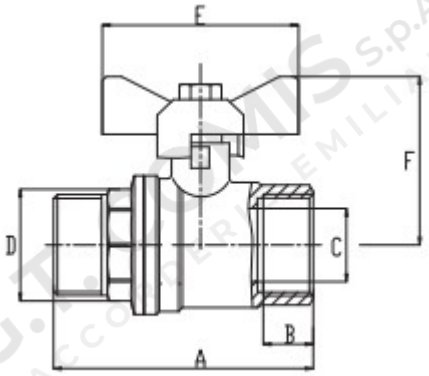

02 IMMAGINE PRODOTTO | *PRODUCT PICTURE*



03 DATI TECNICI | *TECHNICAL DATA*

CODICE	Ø	A mm	B mm	C mm	D mm	E mm	F mm	Pressure kg/cm2	CONF.	PACK
1102226	1/4”	51	9	8	13,5	49,0	33	30 bar	10	200
1102227	3/8”	54	10,5	10	17,5	51,0	34,5	30 bar	20	180
1102228	1/2”	61,0	12,5	14,0	22,0	51,0	39,5	30 bar	15	135
1102229	3/4”	67,5	13,0	19,0	27,5	62,0	43,0	30 bar	10	90
1102230	1”	74,5	13,0	22,5	35,0	104,5	53,5	30 bar	10	40

04 NOTE TECNICHE | *NOTES*

NORM: DM 174 06/04/2004, REGOLAMENTO (CE) N. 1907/2006 (REACH)
WORKING TEMPERATURE MIN/MAX: -20°C + 150°C

PRODOTTO | *PRODUCT*

VALVOLA A SFERA M.F. CON MANIGLIA A FARFALLA

M.F. BALL VALVE, BUTTERFLY HANDLE, BODY NICKELED BRASS

CODICE ARTICOLO | *CODE*
310

FAMIGLIA | *FAMILY*

VALVOLE A SFERA
BRASS BALL VALVES

MATERIALE | *MATERIAL*

T HANDLE, BODY IN NICKEL PLATED BRASS CW617N, P.T.F.E. GASKET

FILETTATURA | *THREAD*

UNI ISO 228-1

01 DISEGNO TECNICO | *TECHNICAL DRAWING*



02 IMMAGINE PRODOTTO | *PRODUCT PICTURE*



03 DATI TECNICI | *TECHNICAL DATA*

	N° POS	DESCRIZIONE DESCRIPTION	Q.tà Q.ty	MATERIALE MATERIAL	
SEDE	2	SEAT	2	P.T.F.E.	P.T.F.E.
ASTA DI MANOVRA	3	STEM	1	CW617N	OTTONE
DADO	4	FIXING NUT	1	ACCIAIO NICHEL.	ACCIAIO NICHEL.
SFERA	5	BALL	1	CW617N	OTTONE
CORPO	6	BODY	2	CW617N	OTTONE
CALOTTA	7	BONNET	1	CW617N	OTTONE
MANIGLIA	8	BUTTERF HANDLE	1	FE	ACCIAIO