PRODOTTO | *PRODUCT*

VALVOLA A SFERA M.F. CON MANIGLIA A FARFALLA -SERIE PESANTE

M.F. BALL VALVE, BUTTERFLY HANDLE, BODY NICKELED BRASS

CODICE ARTICOLO | *CODE*
310A

FAMIGLIA | *FAMILY*

VALVOLE A SFERA
BRASS BALL VALVES

MATERIALE | *MATERIAL*

T HANDLE, BODY IN NICKEL PLATED BRASS CW617N, P.T.F.E. GASKET

FILETTATURA | *THREAD*

UNI ISO 228-1

01 DISEGNO TECNICO | *TECHNICAL DRAWING*

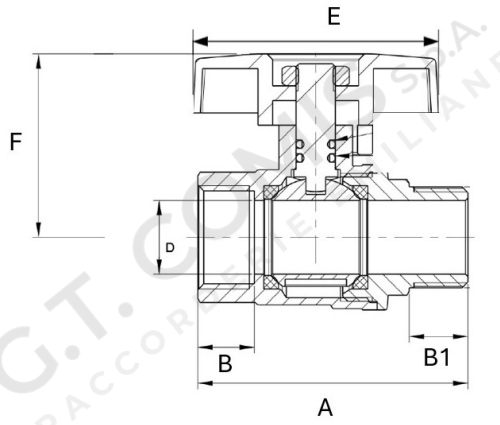

02 IMMAGINE PRODOTTO | *PRODUCT PICTURE*



03 DATI TECNICI | *TECHNICAL DATA*

CODICE	Ø	A mm	B mm	B1 mm	D mm	E mm	F mm	Pressure kg/cm2	CONF.	PACK
1102248	1/2”	55,0	10,5	12,0	15,0	50	37	50 bar	12	120
1102249	3/4”	60,5	10,5	12,0	20,0	50	41	40 bar	10	100
1102250	1”	75,0	13,0	16,0	25,0	60	47	40 bar	8	64

04 NOTE TECNICHE | *NOTES*

NORM: DM 174 06/04/2004, REGOLAMENTO (CE) N. 1907/2006 (REACH)
WORKING TEMPERATURE MIN/MAX: -20°C + 150°C

PRODOTTO | *PRODUCT*

VALVOLA A SFERA M.F. CON MANIGLIA A FARFALLA - SERIE PESANTE

M.F. BALL VALVE, BUTTERFLY HANDLE, BODY NICKELED BRASS

CODICE ARTICOLO | *CODE*
310A

FAMIGLIA | *FAMILY*

VALVOLE A SFERA
BRASS BALL VALVES

MATERIALE | *MATERIAL*

T HANDLE, BODY IN NICKEL PLATED BRASS CW617N, P.T.F.E. GASKET

FILETTATURA | *THREAD*

UNI ISO 228-1

01 DISEGNO TECNICO | *TECHNICAL DRAWING*



02 IMMAGINE PRODOTTO | *PRODUCT PICTURE*



03 DATI TECNICI | *TECHNICAL DATA*

	N° POS	DESCRIZIONE DESCRIPTION	Q.tà Q.ty	MATERIALE MATERIAL	
O-RING	1	O-RING	1	EPDM	EPDM
O-RING	2	O-RING	1	FKM	FKM
TENUTA	3	SEAT	2	P.T.F.E.	P.T.F.E.
ASTA DI MANOVRA	4	STEM	1	HPb58-3A	OTTONE
DADO	5	NUT	1	ACCIAIO NICHEL.	ACCIAIO NICHEL.
SFERA	6	BALL	1	HPb58-3A	OTTONE
MANIGLIA FARFALLA	7	LEVEL HANDLE	1	AL	ALLUMINIO
CALOTTA	8	BONNET	1	CW617N	OTTONE
CORPO	9	BODY	1	CW617N	OTTONE