PRODOTTO | *PRODUCT*

VALVOLA A SFERA F.F. PER GAS, PASSAGGIO TOTALE

F.F. BALL VALVE FOR GAS, LEVER HANDLE, BODY NICKELED BRASS, FULL PORT

CODICE ARTICOLO | *CODE*
353

FAMIGLIA | *FAMILY*
VALVOLE A SFERA PER GAS
BRASS BALL VALVES FOR GAS

MATERIALE | *MATERIAL*
LEVER HANDLE IN STEEL,

FILETTATURA | *THREAD*
UNI EN 10226-1 (EX ISO 7/1)

01 DISEGNO TECNICO | *TECHNICAL DRAWING*

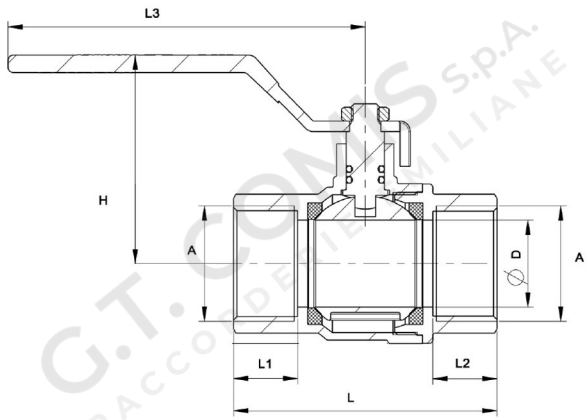

02 IMMAGINE PRODOTTO | *PRODUCT PICTURE*



03 DATI TECNICI | *TECHNICAL DATA*

CODICE	A Ø	D mm	L mm	L1 mm	L2 mm	L3 mm	H mm	CONF.	PACK
1102408	1/2”	15	57	15,5	15,5	85	45	12	120
1102409	3/4”	20	64	16,0	16,0	85	50	10	100
1102410	1”	25	74	18,5	18,5	103	56	8	64
1102411	* 1”14	32	84	21,5	21,5	112	66	4	4
1102412	* 1”1/2	40	94	21,5	21,5	143	77	2	2
1102413	* 2”	50	108	26,0	26,0	143	81	1	1

04 NOTE TECNICHE | *NOTES*

NORM: EN331 DVGW, MOP 5
WORKING TEMPERATURE MIN/MAX: -20°C + 60°C

PRODOTTO | *PRODUCT*

VALVOLA A SFERA F.F. PER GAS, PASSAGGIO TOTALE

F.F. BALL VALVE FOR GAS, LEVER HANDLE, BODY NICKELED BRASS, FULL PORT

CODICE ARTICOLO | *CODE*
353

FAMIGLIA | *FAMILY*

VALVOLE A SFERA PER GAS
BRASS BALL VALVES FOR GAS

MATERIALE | *MATERIAL*

LEVER HANDLE IN STEEL, BODY IN NICKEL PLATED BRASS CW617N, P.T.F.E. GASKET

FILETTATURA | *THREAD*

UNI EN 10226-1 (EX ISO 7/1)

01 DISEGNO TECNICO | *TECHNICAL DRAWING*



02 IMMAGINE PRODOTTO | *PRODUCT PICTURE*



03 DATI TECNICI | *TECHNICAL DATA*

	N° POS	DESCRIZIONE DESCRIPTION	Q.tà Q.ty	MATERIALE MATERIAL	
O-RING	1	O-RING	2	NBR	NBR
TENUTA	2	SEAT	2	P.T.F.E.	P.T.F.E.
ASTA DI MANOVRA	3	STEM	1	CW617N	OTTONE
DADO	4	NUT	1	ACCIAIO NICHEL.	ACCIAIO NICHEL.
SFERA	5	BALL	1	CW617N	OTTONE
CALOTTA	6	BONNET	1	CW617N	OTTONE
MANIGLIA	7	LEVEL HANDLE	1	FE	ACCIAIO
CORPO	8	BODY	1	CW617N	OTTONE NICHEL.